



PORTLAND STONE WARE CO.



KINDRED®

OUTDOORS + SURROUNDS



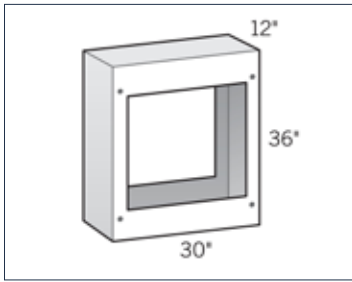
*Kitchen Cabinets Before Stone Veneer*

Quick Assemble.  
Limitless Combination  
of Configurations.



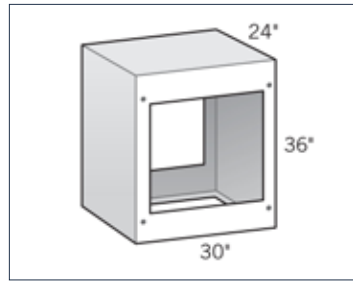
*Kitchen Cabinets Finished with Stone Veneer*

## COMMON KITCHEN CABINET SIZES



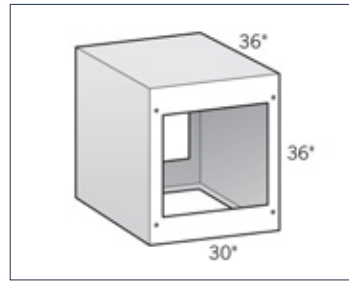
### 12" Cabinet

30"D x 36" H  
Item Code: LOLPLS0012



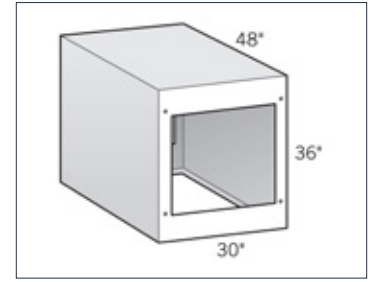
### 24" Cabinet

30"D x 36" H  
Item Code: LOLPLS0024



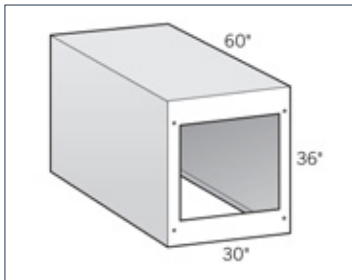
### 36" Cabinet

30"D x 36" H  
Item Code: LOLPLS0036



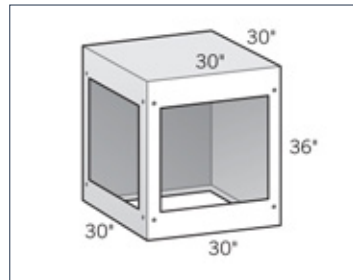
### 48" Cabinet

30"D x 36" H  
Item Code: LOLPSL0048



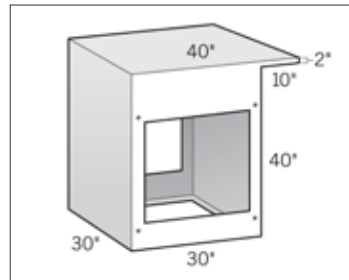
### 60" Cabinet

30"D x 36" H  
Item Code: LOLPLS0060



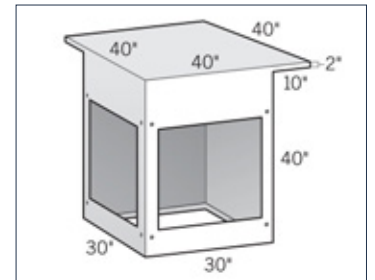
### Cabinet with 10" Cantilever Backside

30"D x 30"L x 36"H  
Item Code: LOLPLSOOCN



### Bar Height Cabinet Straight

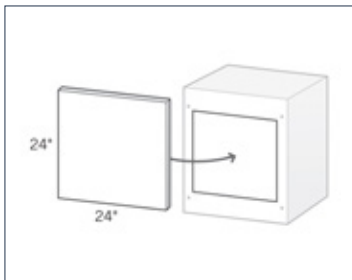
Bar height cabinet with 10 inch cantilever backside  
30"D x 30"L x 40"H  
Item Code: LOLPLSBHBS



### Bar Height 90° Corner Cabinet

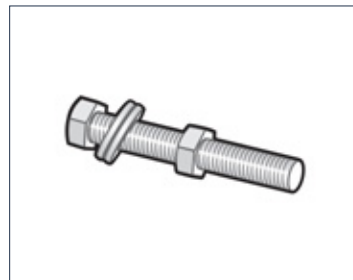
Bar height 90 degree Corner Cabinet with 10 inch cantilever on two sides  
30"D x 30"L x 40"H  
Item Code: LOLPLSBHBC

## ACCESSORIES



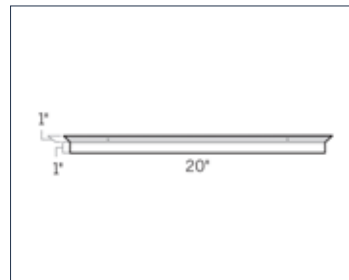
### Cabinet End Cap

24" x 24" sq  
End Caps complete the installation by closing off openings on either end of assembled island.  
Item Code: LOLPLSECAP



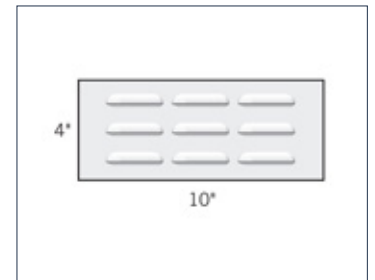
### Fastener Set

Includes 4 nuts, 4 bolts & 8 washers. One fastener set is required to secure two cabinets.  
Item Code: LOLPLSF004



### Appliance Bracket Set

Includes 2 brackets & screws for use with drawers, doors, etc. Works with flanges to secure items in cabinet cut-outs.  
Item Code: LOLPLSAB02



### Vent

Vents are recommended by many barbecue appliance manufacturers when installing gas appliances into a closed cabinet.  
Item Code: LO1000VENT

All item codes are specific to PSW.



Please visit [portlandstoneware.com](http://portlandstoneware.com)  
for up to date information on Kindred Cabinets.

800-343-0001 | [info@portlandstoneware.com](mailto:info@portlandstoneware.com)



**KINDRED**  
OUTDOORS + SURROUNDS